



# Quick Guide

**Account Overview** You have 0 new messages

This page provides an overview of your accounts by account type. Click on the Account Name to view history for a selected account.

Checking			
Account	Updated	Available Balance	Current Balance
<b>Our Checking</b> XXXXXXXXXX	11/2/2010 4:31 PM	\$1,018.11	\$1,394.62
<b>Subtotal</b>		<b>\$1,018.11</b>	<b>\$1,094.62</b>
Savings			
Account	Updated	Available Balance	Current Balance
<b>Savings</b> XXXXXXXXXX	11/2/2010 4:31 PM	\$1,264.69	\$1,264.69
<b>Subtotal</b>		<b>\$1,264.69</b>	<b>\$1,264.69</b>
Time			
Account	Updated	Maturity Date	Current Balance
<b>Education</b> XXXXXXXXXX	11/2/2010 7:36 AM	1/1/2011	\$8,041.06
<b>Subtotal</b>			<b>\$8,041.06</b>
Line of Credit			
Account	Updated	Amount Due	Principal Balance
<b>Line of Credit</b> XXXXXXXXXX	11/2/2010 4:31 PM	\$187.67	\$9,183.36
<b>Subtotal</b>		<b>\$187.67</b>	<b>\$9,183.36</b>

This page allows you to view all account balances in one convenient location and notifies you of any secure messages you have received.

## Account Overview

**Account History For Savings - XXXXXX5231**

This page provides a list of transaction items for your individual accounts. Choose an account from the drop-down list and click "Submit" to view the detailed history for that account.

Account Details			
As Of Date	11/2/2010	Last Deposit Date	10/29/2010
Current Balance	\$1,264.69	Last Deposit Amount	\$500.00
Amount on Hold	\$0.00	Interest Rate	0.55 %
Available Balance	\$1,264.69	Interest Paid YTD	\$3.28

Account:

Search:  Start Date:  End Date:

Posted (\$ Transactions)			
Sorted By: Post Date	Sorted By: Newest on top	Debit	Credit
PREAUTH TRANSFER FROM CHECKING			\$ 500.00
11/01/2010			
INTEREST PAYMENT SYS GEN			\$ 0.32
10/31/2010			

View available and current balances, pending and posted transactions, and download transaction history to your computer by simply choosing "Export to File".

## Account History

### Sign Off

Sign Off

### Accounts

Overview

History

Online Activity

Statements

### Transactions

Funds Transfer

Bill Payment

Recurring

### Services

Messages

Address Change

Stop Payment

Check Reorder

Other Services

### Preferences

Account

Alerts

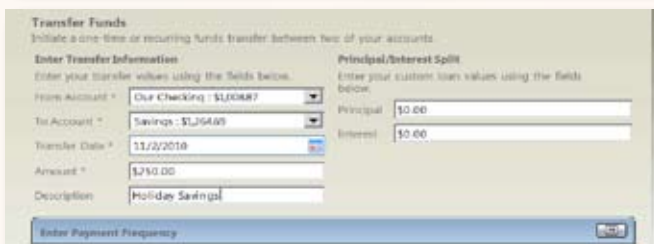
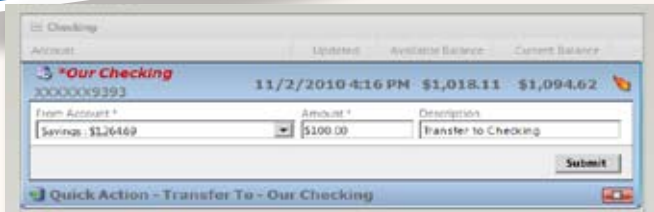
Security

User

Bill Payment

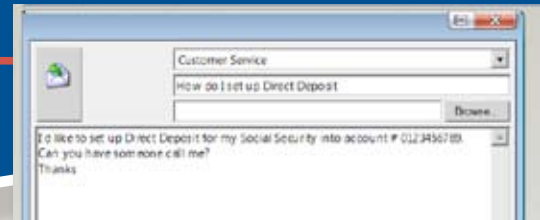
Mobile

Delivery



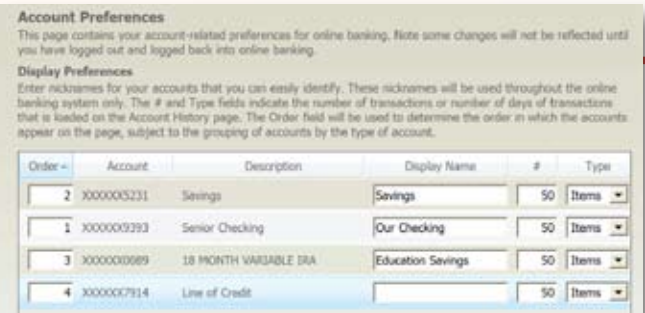
Transfers are quick and easy. From the Funds Transfer Menu, simply select your account and the amount to be transferred. If you'd like to set up a reoccurring transfer, click on the collapse/expand icon box which allows you to choose how often the transfer occurs.

## Funds Transfer



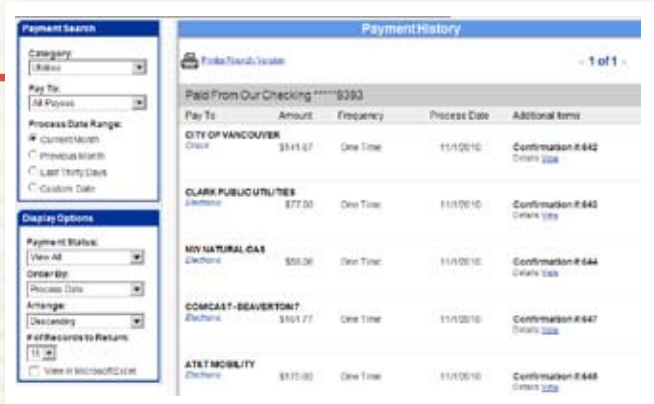
Secure messaging allows you to contact us and send and receive account information with no worries that your information might be intercepted. To view your mailbox, select "Messages" in the Services Menu. To send a secure message to the Bank, click "new" and create the message including any attachments or files you'd like us to review.

## Secure Messaging



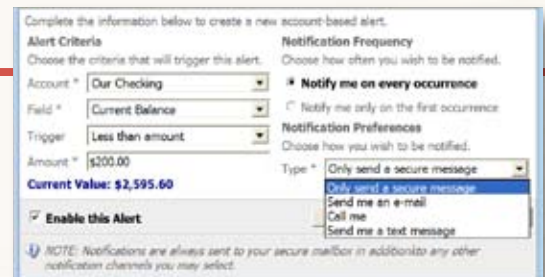
You can nickname your accounts, change the order of appearance, and specify the length of history displayed.

## Account Preferences



No changes here, just the same great service you're already used to.

## Bill Pay



Receive alerts to your cell phone or e-mail when triggers you specify occur, such as if your balance falls below a specified amount.

## Account Alerts

## Sign Off

Sign Off

## Accounts

Overview

History

Online Activity

Statements

## Transactions

Funds Transfer

Bill Payment

Recurring

## Services

Messages

Address Change

Stop Payment

Check Reorder

Other Services

## Preferences

Account

Alerts

Security

User

Bill Payment

Mobile

Delivery

**Security Preferences**  
You can change your online banking security preferences using the tabs below.

Change Login ID  
Type in your desired new login ID in the field below.

New Login ID \*

Submit Login ID Change

**Login ID Requirements**  
Your login ID must meet these requirements:

- Must be at least 4 characters
- Cannot be more than 50 characters
- May contain any of these 'special' characters: - ! @ # % ^ & \* ( ) \_ + = { } ' | < > ? , \ .

Phishing Protection Phrase  
Enter your phishing protection phrase below. This phrase will be displayed to you on the login screen and our website to verify you are on our site.

My Phrase

Submit My Phrase

Change your Login ID or password to match your preferences. Add your own word or phrase to appear when logging on as additional protection.

## Security

**Delivery Preferences**  
Select your statement delivery preference for each of your online-enabled accounts. Once your selections are made, please review and agree to the Statement Delivery Agreement and click 'Submit' to send us your updated preferences.

Statement Delivery Preferences  
Choose how you would like to receive your statements using the fields below.

Delivery Preference	Account	E-Mail	Alternate E-Mail
<input checked="" type="radio"/> Electronic Statement	XXXXXXXX5231		
<input type="radio"/> Statement by Mail			
<input checked="" type="radio"/> Electronic Statement	XXXXXXXX5993		
<input type="radio"/> Statement by Mail			

You can now sign-up for e-Statements online. They look just like paper statements, except without the paper. You can save your statements to your hard disk while saving a tree.

## Delivery Preferences

**One Step Update Settings**

Download quotes, asset classes, headlines and alerts [Select quotes](#)

Financial Institutions [Passwords](#)

Activated for One Step Update

Available for One Step Update ⓘ

Riverview Community Bank [Activate for One Step Update](#)

Now you can take advantage of the One Step Update process to automatically update all of your transactions in Quicken. See our website for more details.

## Quicken